
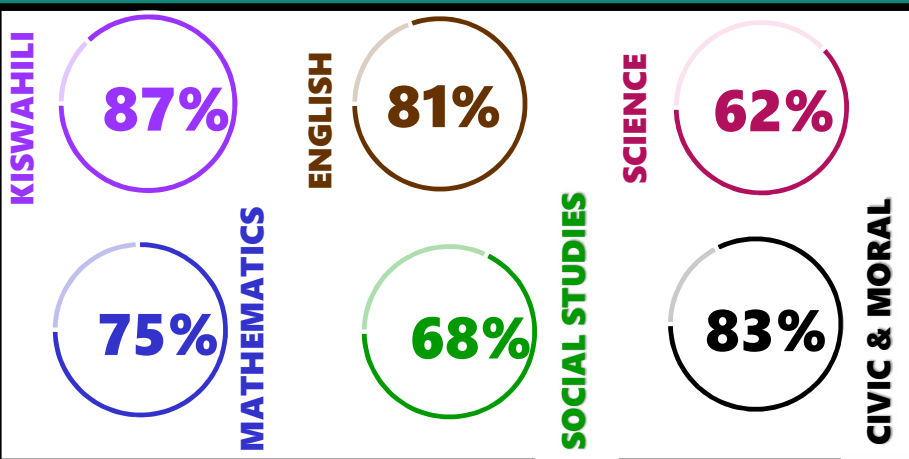






		TUMAINI JUNIOR																																																																																													
REGION: ARUSHA		SCHOOL AVERAGE	227.9	BAND 3																																																																																											
DISTRICT: KARATU				CATEGORY ABOVE 40																																																																																											
SUBJECT PERFORMANCE ANALYSIS																																																																																															
<table border="1"> <thead> <tr> <th>SUBJECT NAME</th> <th>AVG</th> <th>%</th> <th>RNK</th> </tr> </thead> <tbody> <tr><td>KISWAHILI</td><td>43.6</td><td>87%</td><td>1</td></tr> <tr><td>CIVIC & MORAL</td><td>41.3</td><td>83%</td><td>2</td></tr> <tr><td>ENGLISH</td><td>40.3</td><td>81%</td><td>3</td></tr> <tr><td>MATHEMATICS</td><td>37.7</td><td>75%</td><td>4</td></tr> <tr><td>SOCIAL STUDIES</td><td>33.9</td><td>68%</td><td>5</td></tr> <tr><td>SCIENCE</td><td>31.0</td><td>62%</td><td>6</td></tr> <tr> <th>BOYS/GIRLS PASS RATE</th> <th>STD</th> <th>AVG</th> <th>%</th> </tr> <tr><td>BOYS</td><td>54</td><td>51%</td><td>51%</td></tr> <tr><td>GIRLS</td><td>53</td><td>49%</td><td>49%</td></tr> </tbody> </table>		SUBJECT NAME	AVG	%	RNK	KISWAHILI	43.6	87%	1	CIVIC & MORAL	41.3	83%	2	ENGLISH	40.3	81%	3	MATHEMATICS	37.7	75%	4	SOCIAL STUDIES	33.9	68%	5	SCIENCE	31.0	62%	6	BOYS/GIRLS PASS RATE	STD	AVG	%	BOYS	54	51%	51%	GIRLS	53	49%	49%	 <p>Infographic showing subject performance percentages in circular gauges: Kiswahili (87%), English (81%), Science (62%), Mathematics (75%), Social Studies (68%), and Civic & Moral (83%).</p>																																																					
SUBJECT NAME	AVG	%	RNK																																																																																												
KISWAHILI	43.6	87%	1																																																																																												
CIVIC & MORAL	41.3	83%	2																																																																																												
ENGLISH	40.3	81%	3																																																																																												
MATHEMATICS	37.7	75%	4																																																																																												
SOCIAL STUDIES	33.9	68%	5																																																																																												
SCIENCE	31.0	62%	6																																																																																												
BOYS/GIRLS PASS RATE	STD	AVG	%																																																																																												
BOYS	54	51%	51%																																																																																												
GIRLS	53	49%	49%																																																																																												
<table border="1"> <thead> <tr> <th colspan="6">GRADE ANALYSIS SUMMARY</th> </tr> <tr> <th>SUBJECT NAME/GRADE</th> <th>A</th> <th>B</th> <th>C</th> <th>D</th> <th>E</th> </tr> </thead> <tbody> <tr><td>MATHEMATICS</td><td>42</td><td>41</td><td>16</td><td>8</td><td>0</td></tr> <tr><td>KISWAHILI</td><td>85</td><td>17</td><td>4</td><td>1</td><td>0</td></tr> <tr><td>ENGLISH</td><td>62</td><td>36</td><td>7</td><td>0</td><td>1</td></tr> <tr><td>SCIENCE</td><td>17</td><td>37</td><td>39</td><td>0</td><td>2</td></tr> <tr><td>SOCIAL STUDIES</td><td>30</td><td>45</td><td>19</td><td>12</td><td>1</td></tr> <tr><td>CIVIC AND MORAL</td><td>66</td><td>33</td><td>5</td><td>2</td><td>0</td></tr> <tr> <th>OVERALL GRADE ANALYSIS</th> <th>NO.</th> <th>SEATED</th> <th colspan="3">%</th> </tr> <tr> <td>A</td> <td>44</td> <td rowspan="3" style="text-align: center;">105</td> <td colspan="3">42%</td> </tr> <tr> <td>B</td> <td>49</td> <td colspan="3">47%</td> </tr> <tr> <td>C</td> <td>12</td> <td colspan="3">11%</td> </tr> <tr> <td>D</td> <td>2</td> <td rowspan="2" style="text-align: center;">2</td> <td colspan="3">2%</td> </tr> <tr> <td>E</td> <td>0</td> <td colspan="3">0%</td> </tr> </tbody> </table>			GRADE ANALYSIS SUMMARY						SUBJECT NAME/GRADE	A	B	C	D	E	MATHEMATICS	42	41	16	8	0	KISWAHILI	85	17	4	1	0	ENGLISH	62	36	7	0	1	SCIENCE	17	37	39	0	2	SOCIAL STUDIES	30	45	19	12	1	CIVIC AND MORAL	66	33	5	2	0	OVERALL GRADE ANALYSIS	NO.	SEATED	%			A	44	105	42%			B	49	47%			C	12	11%			D	2	2	2%			E	0	0%			<table border="1"> <thead> <tr> <th colspan="3">BOY'S VS GIRLS' PASSRATE (%)</th> </tr> </thead> <tbody> <tr> <td style="text-align: center;">BOYS </td> <td style="text-align: center;">51%</td> <td style="text-align: center;">GIRLS </td> </tr> <tr> <td></td> <td style="text-align: center;">49%</td> <td></td> </tr> </tbody> </table>			BOY'S VS GIRLS' PASSRATE (%)			BOYS 	51%	GIRLS 		49%	
GRADE ANALYSIS SUMMARY																																																																																															
SUBJECT NAME/GRADE	A	B	C	D	E																																																																																										
MATHEMATICS	42	41	16	8	0																																																																																										
KISWAHILI	85	17	4	1	0																																																																																										
ENGLISH	62	36	7	0	1																																																																																										
SCIENCE	17	37	39	0	2																																																																																										
SOCIAL STUDIES	30	45	19	12	1																																																																																										
CIVIC AND MORAL	66	33	5	2	0																																																																																										
OVERALL GRADE ANALYSIS	NO.	SEATED	%																																																																																												
A	44	105	42%																																																																																												
B	49		47%																																																																																												
C	12		11%																																																																																												
D	2	2	2%																																																																																												
E	0		0%																																																																																												
BOY'S VS GIRLS' PASSRATE (%)																																																																																															
BOYS 	51%	GIRLS 																																																																																													
	49%																																																																																														
<table border="1"> <thead> <tr> <th colspan="3">OVERALL PERFORMANCE ANALYSIS</th> </tr> </thead> <tbody> <tr><td>REGISTERED</td><td style="text-align: center;">107</td><td style="text-align: center;">100%</td></tr> <tr><td>SEATED</td><td style="text-align: center;">107</td><td style="text-align: center;">100%</td></tr> <tr><td>ABSENTEES</td><td style="text-align: center;">0</td><td style="text-align: center;">0%</td></tr> <tr><td>PASSED</td><td style="text-align: center;">105</td><td style="text-align: center;">98%</td></tr> <tr><td>FAILED</td><td style="text-align: center;">2</td><td style="text-align: center;">2%</td></tr> <tr><td>SCHOOL POSITION</td><td colspan="2" style="text-align: center;">19</td></tr> <tr><td>TOTAL SCHOOLS</td><td colspan="2" style="text-align: center;">74</td></tr> </tbody> </table>						OVERALL PERFORMANCE ANALYSIS			REGISTERED	107	100%	SEATED	107	100%	ABSENTEES	0	0%	PASSED	105	98%	FAILED	2	2%	SCHOOL POSITION	19		TOTAL SCHOOLS	74																																																																			
OVERALL PERFORMANCE ANALYSIS																																																																																															
REGISTERED	107	100%																																																																																													
SEATED	107	100%																																																																																													
ABSENTEES	0	0%																																																																																													
PASSED	105	98%																																																																																													
FAILED	2	2%																																																																																													
SCHOOL POSITION	19																																																																																														
TOTAL SCHOOLS	74																																																																																														

INDEX	NAME	SEX	MATHEMATICS		KISWAHILI		ENGLISH		SCIENCE		SOCIAL STUDIES		CIVIC & MORAL		TOTAL	AVERAGE	OVR GRADE	SCH POSITION	OVERALL POSITION
1	LILIAN SIMON MOLLEL	F	48	A	48	A	49	A	50	A	45	A	48	A	288	48	A	1	76
2	SHADRACK RICHARD MNDEME	M	46	A	50	A	47	A	50	A	50	A	44	A	287	48	A	2	92.5
3	CALVIN ARBOGAST MMASI	M	50	A	48	A	48	A	46	A	43	A	50	A	285	48	A	4	141.5
4	HOPE HERIEL ZACHARIA	F	48	A	48	A	46	A	50	A	44	A	49	A	285	48	A	4	141.5
5	DENNIS THEOBALD MREMA	M	46	A	47	A	49	A	46	A	46	A	50	A	284	47	A	5	166
6	NATHANAELI ERNEST SANKA	M	50	A	44	A	49	A	44	A	44	A	50	A	281	47	A	6	238.5
7	SHANI AWADHI SAID	F	44	A	48	A	49	A	50	A	39	B	50	A	280	47	A	7	272.5
8	ANNA LEPILALI MOLLEL	F	48	A	48	A	43	A	46	A	43	A	50	A	278	46	A	8	348.5
9	NJIPAI KAMETE LEKOYO	M	50	A	48	A	50	A	38	B	43	A	48	A	277	46	A	9	384.5
10	IVONE METHOD JOHN	F	44	A	48	A	44	A	46	A	46	A	48	A	276	46	A	11	420.5
11	LIGHTNESS DANIEL BAYO	F	40	B	49	A	47	A	48	A	44	A	48	A	276	46	A	11	420.5
12	GLADNESS EDMUND SULLE	F	50	A	50	A	50	A	42	A	41	A	42	A	275	46	A	12	456
13	NANGAI SOKOINE LAIZER	F	50	A	47	A	45	A	42	A	44	A	46	A	274	46	A	13	501
14	BARNABAS DAUDI MANYA	M	50	A	46	A	48	A	38	B	43	A	48	A	273	46	A	15	550
15	EDWARD RODRICK KIVUYO	M	48	A	48	A	43	A	46	A	44	A	44	A	273	46	A	15	550
16	DORCAS DANIEL AXWESSO	F	50	A	48	A	42	A	46	A	36	B	50	A	272	45	A	16	592.5
17	NASMA MUSA DAUDI	F	42	A	47	A	49	A	40	B	43	A	50	A	271	45	A	17	636.5
18	ARSENI RICARDO NYAW	M	48	A	42	A	47	A	40	B	45	A	48	A	270	45	A	18	689.5
19	ANNA MOSHI KWAANGW	F	44	A	48	A	47	A	40	B	42	A	48	A	269	45	A	20	740.5
20	SAITOTI PETER MAKUTIANI	M	50	A	48	A	43	A	38	B	44	A	46	A	269	45	A	20	740.5
21	ESTER ALOICE INGI	F	48	A	47	A	47	A	36	B	40	B	48	A	266	44	A	21	905
22	DICKSON SENYAELA LEMMA	M	46	A	48	A	43	A	38	B	41	A	45	A	261	44	A	23	1212

INDEX	NAME	SEX	MATHEMATICS		KISWAHILI		ENGLISH		SCIENCE		SOCIAL STUDIES		CIVIC & MORAL		TOTAL	AVERAGE	OVR GRADE	SCH POSITION	OVERALL POSITION
23	RAYMOND PASKALI MAHU	M	48	A	46	A	49	A	36	B	37	B	45	A	261	44	A	23	1212
24	DIONICIA BALTAZARI MICHAEL	F	48	A	40	B	49	A	36	B	40	B	46	A	259	43	A	25	1329
25	GODFRED MARTIN MARMO	M	50	A	43	A	43	A	34	B	45	A	44	A	259	43	A	25	1329
26	IVAN RISHANDUMI TARIMO	M	48	A	47	A	37	B	40	B	42	A	44	A	258	43	A	27	1403
27	MARIA ISAAY LANTER	F	46	A	48	A	46	A	32	B	38	B	48	A	258	43	A	27	1403
28	GOODLUCK TITUS HALLU	M	44	A	48	A	45	A	38	B	40	B	42	A	257	43	A	29	1467
29	JUNIOR VICTOR HERMAN	M	40	B	50	A	44	A	34	B	41	A	48	A	257	43	A	29	1467
30	GEORGE GERALD MARIWA	M	48	A	50	A	47	A	34	B	40	B	37	B	256	43	A	31	1529
31	SALOME FRANSISCO EMANUEL	F	42	A	50	A	45	A	38	B	37	B	44	A	256	43	A	31	1529
32	BLESSING GODBLESS MSOFE	F	40	B	50	A	33	B	44	A	45	A	43	A	255	43	A	33	1593
33	VAILETH GODFREY KALEMBO	F	42	A	47	A	47	A	32	B	41	A	46	A	255	43	A	33	1593
34	RITHA BOAY SAFARI	F	48	A	43	A	41	A	38	B	42	A	40	B	252	42	A	34	1779
35	DIVINA SAMSON MKONYI	F	50	A	46	A	41	A	28	C	38	B	48	A	251	42	A	35	1839.5
36	VICTOR ELIPHAS DAUDI	M	40	B	50	A	41	A	38	B	37	B	44	A	250	42	A	36	1916
37	MAXIMILLIAN LAZARO KIRWAY	M	42	A	42	A	47	A	38	B	32	B	48	A	249	42	A	37	1993
38	CALISTER GODFREY MALLE	F	50	A	48	A	46	A	32	B	26	C	44	A	246	41	A	38	2205.5
39	JANETH HERMAN BOAY	F	36	B	45	A	45	A	32	B	41	A	46	A	245	41	A	39	2274.5
40	CHRISS ALBERT TERRY	M	48	A	49	A	45	A	26	C	34	B	42	A	244	41	A	42	2340.5
41	FRANKLINE IDD SULLE	M	42	A	42	A	42	A	34	B	40	B	44	A	244	41	A	42	2340.5
42	LAMECK SOSTENES PETER	M	38	B	39	B	42	A	42	A	42	A	41	A	244	41	A	42	2340.5
43	RANIEL ELISANTE SALAH	M	42	A	45	A	35	B	38	B	41	A	43	A	244	41	A	42	2340.5
44	SIVANA JOHN OLEMUREN	F	36	B	48	A	39	B	36	B	39	B	46	A	244	41	A	42	2340.5

INDEX	NAME	SEX	MATHEMATICS		KISWAHILI		ENGLISH		SCIENCE		SOCIAL STUDIES		CIVIC & MORAL		TOTAL	AVERAGE	OVR GRADE	SCH POSITION	OVERALL POSITION
45	SARAH ABEL EMANUEL	F	48	A	50	A	38	B	28	C	37	B	40	B	241	40	B	45	2555.5
46	MARIAM SIGISMUND SOMNIA	F	40	B	43	A	45	A	31	B	36	B	44	A	239	40	B	46	2709
47	RONALD POLYCARP MSUYA	M	48	A	40	B	47	A	26	C	39	B	38	B	238	40	B	47	2786
48	EMANUELA SEPTEMU BARNABAS	F	40	B	45	A	38	B	36	B	35	B	42	A	236	39	B	48	2918
49	EBENEZER MICHAEL OLESULULU	M	40	B	48	A	43	A	24	C	38	B	42	A	235	39	B	50	2977
50	HELEN MOHAMAD SAIDI	F	38	B	41	A	37	B	42	A	34	B	43	A	235	39	B	50	2977
51	JOSHUA JOEL ORRY	M	38	B	40	B	40	B	32	B	41	A	44	A	235	39	B	50	2977
52	ALBERTO MARCO DUWE	M	38	B	46	A	48	A	30	C	32	B	40	B	234	39	B	53	3040.5
53	LISA GODFREY NANYARO	F	40	B	50	A	35	B	30	C	35	B	44	A	234	39	B	53	3040.5
54	MILLEN THADEUS TSAXARA	F	34	B	47	A	42	A	28	C	39	B	44	A	234	39	B	53	3040.5
55	LEONIA FRANCIS JOHN	F	42	A	44	A	42	A	23	C	37	B	44	A	232	39	B	55	3175.5
56	BEATRICE LAURIAN NAALI	F	36	B	48	A	37	B	34	B	33	B	43	A	231	39	B	57	3248.5
57	GLORY JERADI MLAY	F	36	B	44	A	43	A	24	C	38	B	46	A	231	39	B	57	3248.5
58	ELIHURUMA JOSEPH BAYO	M	38	B	49	A	33	B	34	B	32	B	44	A	230	38	B	59	3318.5
59	JOAN JACOB KARATO	F	38	B	43	A	39	B	30	C	40	B	40	B	230	38	B	59	3318.5
60	ERICK MASHAURI MGETHA	M	38	B	42	A	41	A	30	C	35	B	41	A	227	38	B	60	3505
61	MONICA NIONE KAILI	F	32	B	48	A	43	A	18	D	37	B	47	A	225	38	B	61	3627
62	EMERITUS LIBERATUS MWANANDI	M	38	B	44	A	45	A	24	C	33	B	40	B	224	37	B	63	3693
63	TOMSON TIMOTH DAKAI	M	32	B	36	B	37	B	38	B	36	B	45	A	224	37	B	63	3693
64	ANSEMI SELESTINI MICHAEL	M	40	B	41	A	41	A	26	C	33	B	41	A	222	37	B	64	3809
65	SAMIRI RAMADHAN MNZAVA	M	32	B	46	A	46	A	32	B	25	C	40	B	221	37	B	65	3862
66	EMANUEL WILBROD SULLE	M	40	B	41	A	41	A	24	C	28	C	46	A	220	37	B	67	3929.5

INDEX	NAME	SEX	MATHEMATICS		KISWAHILI		ENGLISH		SCIENCE		SOCIAL STUDIES		CIVIC & MORAL		TOTAL	AVERAGE	OVR GRADE	SCH POSITION	OVERALL POSITION
67	JOSHUA ELIREHEMA URIO	M	36	B	41	A	45	A	25	C	35	B	38	B	220	37	B	67	3929.5
68	PETER ELIRADI PETER	M	34	B	47	A	40	B	28	C	34	B	37	B	220	37	B	67	3929.5
69	EMANUELI PHILIPO MICHAEL	M	36	B	48	A	43	A	28	C	29	C	35	B	219	37	B	70	3996.5
70	SUMAIYA MAJIDI SULEMANI	F	46	A	44	A	43	A	14	D	36	B	36	B	219	37	B	70	3996.5
71	ALICIA DEOGRASIAS ALFRED	F	32	B	39	B	42	A	32	B	29	C	44	A	218	36	B	72	4060
72	RAHIM MICHAEL ANTON	M	28	C	48	A	43	A	28	C	30	C	41	A	218	36	B	72	4060
73	RAHMA OMARY MBWAMBO	F	42	A	46	A	32	B	26	C	33	B	39	B	218	36	B	72	4060
74	GODLISTEN SAMWEL MAPUYA	M	32	B	42	A	37	B	22	C	41	A	42	A	216	36	B	74	4188.5
75	NANGIDAI JOHN KITAMWASI	F	28	C	39	B	48	A	22	C	33	B	44	A	214	36	B	75	4296
76	ANGELOSE ROBERT MOSES	M	34	B	45	A	44	A	22	C	31	B	36	B	212	35	B	76	4410
77	ERICK EZEKIEL ANDREA	M	38	B	44	A	34	B	28	C	26	C	41	A	211	35	B	78	4469.5
78	SABINA PASKAL JOSEPH	F	24	C	43	A	45	A	28	C	33	B	38	B	211	35	B	78	4469.5
79	PETER PASCHAL MEESAY	M	28	C	41	A	37	B	26	C	32	B	44	A	208	35	B	79	4625
80	KELVIN NOAH ROBERT	M	34	B	42	A	30	C	32	B	27	C	41	A	206	34	B	80	4727.5
81	JOVIANUS ANANIUS LUPEMBE	M	32	B	42	A	33	B	38	B	26	C	34	B	205	34	B	82	4784
82	LUCIANI PAULO SANKA	M	30	C	46	A	34	B	25	C	34	B	36	B	205	34	B	82	4784
83	EVALINE PETER KETUTA	F	34	B	37	B	39	B	26	C	30	C	38	B	204	34	B	83	4843
84	CATHERINE JOHN SULLE	F	34	B	43	A	33	B	26	C	28	C	38	B	202	34	B	85	4945.5
85	MARIAM BACHU HATIBU	F	30	C	43	A	34	B	32	B	29	C	34	B	202	34	B	85	4945.5
86	JOHN PETER KITUTA	M	36	B	35	B	43	A	22	C	25	C	40	B	201	34	B	86	5001.5
87	CAROLIUS ANSELMY	M	38	B	37	B	33	B	20	D	36	B	36	B	200	33	B	87	5050
88	JOVITA JOHN BOMBO	M	26	C	43	A	42	A	28	C	15	D	41	A	195	33	B	88	5279.5

INDEX	NAME	SEX	MATHEMATICS		KISWAHILI		ENGLISH		SCIENCE		SOCIAL STUDIES		CIVIC & MORAL		TOTAL	AVERAGE	OVR GRADE	SCH POSITION	OVERALL POSITION
89	BRIAN FELIS MANIMO	M	30	C	46	A	38	B	18	D	29	C	32	B	193	32	B	89	5354
90	BERNADO WILLIE SAFARI	M	26	C	45	A	37	B	18	D	34	B	32	B	192	32	B	90	5397
91	GIFT WILIAM KITUNDU	F	28	C	43	A	32	B	22	C	23	C	42	A	190	32	B	91	5484.5
92	DIANA GODFREY LEMA	F	32	B	45	A	34	B	20	D	16	D	38	B	185	31	B	92	5709.5
93	GRACE CHRISTOPHER PALLANGYO	F	28	C	37	B	39	B	28	C	20	D	32	B	184	31	B	93	5758.5
94	WINNIE PATRICK ELISAMIA	F	18	D	45	A	38	B	24	C	14	D	40	B	179	30	C	94	5970.5
95	NANCY BENJAMIN MASUKI	F	30	C	50	A	34	B	16	D	16	D	32	B	178	30	C	95	6008.5
96	LUQMAN ALLY ABUBAKARY	M	20	D	36	B	34	B	26	C	27	C	32	B	175	29	C	96	6122
97	LOWASA LENGAJANG OLOUMU	M	28	C	33	B	28	C	28	C	16	D	40	B	173	29	C	98	6195
98	ZAINABU OMARY MSAKAMARI	F	32	B	44	A	26	C	22	C	19	D	30	C	173	29	C	98	6195
99	ANITHA JORAM AMSI	F	22	C	36	B	34	B	20	D	17	D	38	B	167	28	C	99	6410.5
100	WILSON MARTIN MAGANGA	M	26	C	34	B	24	C	14	D	25	C	40	B	163	27	C	100	6519.5
101	JOSEPH DAMIANO PETRO	M	30	C	37	B	34	B	16	D	16	D	28	C	161	27	C	101	6591.5
102	RAHMA OMARY MSEMO	F	20	D	25	C	33	B	24	C	22	C	31	B	155	26	C	102	6762.5
103	WILBERT ISRAEL HOMBO	M	16	D	28	C	32	B	24	C	24	C	29	C	153	26	C	103	6831
104	GIFT RAPHAEL PETRO	F	12	D	37	B	28	C	14	D	16	D	27	C	134	22	C	104	7253
105	MARIA JACOB JOHN	F	18	D	30	C	25	C	12	D	18	D	27	C	130	22	C	105	7335.5
106	HAPPY JOHN KITAMWASI	F	14	D	28	C	29	C	6	E	15	D	14	D	106	18	D	106	7620.5
107	ELINE JAMES MOSHA	F	20	D	16	D	6	E	7	E	10	E	19	D	78	13	D	107	7791.5